



LEAP-SE

Long-Term Joint EU-AU Research and
Innovation Partnership on Sustainable Energy

Call II (2026)

[Link to the submission platform](#)

ELECTRONIC SUBMISSION SYSTEM GUIDELINES FOR APPLICANTS

*Joint Call Secretariat for questions about the Electronic
Submission System:*

Projects.leap-se(at)agencerecherche.fr

Funded by the European Union. Views and opinions expressed are however those of the author(s) only and do not necessarily reflect those of the European Union or CINEA. Neither the European Union nor the granting authority can be held responsible for them.



**Co-funded by
the European Union**



The LEAP-SE project has received funding from the European Union's Horizon Europe Program Cofund Action under Grant Agreement 101172838.

Table of contents

1.	Introduction	3
1.1	About your proposal.....	3
1.2	About the submission system.....	3
1.3	Roles in the submission process	3
2.	How to log-in.....	4
2.1	Submission website	4
2.2	Create an account.....	4
2.3	Activation of your account (if you do not have an account already)	Erreur ! Signet non défini.
2.4	Authentication page	15
2.5	Notification from the system (if you already have an account).....	Erreur ! Signet non défini.
2.6	User Role.....	20
3.	How to create your proposal	20
3.1	Submit a proposal.....	20
3.2	Identification of the project	20
3.3	Information about your submission	22
3.3.1	Partnership and tasks	22
3.3.2	Partners/Organisation Files.....	30
3.3.3	Identity of the project	34
3.3.4	Scientific Abstracts	35
3.3.5	Scientific Document	35
3.3.6	Peer Reviewers.....	37
3.3.7	Submission of the project	38

1. Introduction

1.1 About your proposal

All documentation relative to the call is provided on the following LEAP-SE website page: [LEAP-SE COFUND - LEAP-RE](#)

Prior to submission, the project coordinator must prepare a **project proposal document**, to be submitted in PDF format document following the template available on the call page¹.

Some agencies require additional documents (check on appendix IV) to be included in the submission documents for the international submission. Please make sure that you and your partners check the appendices of your corresponding agencies regarding additional documents, in order to ensure the acceptability of your proposal. The templates of these documents are available on the call page.

Keep in mind that each funding organization has its own funding criteria and regulations, which are mentioned in the call announcement.

1.2 About the submission system

The LEAP-SE Call 2026 electronic submission system is based on the French National Research Agency (ANR) [electronic submission platform](#). The present document is designed to guide you through the submission process and ensure a smooth submission.

- ➔ Note that some features of the submission platform are not used for this call and that some fields in the interface can be safely ignored.

Each modified page in the submission platform must be saved (using the "Save" button) before going to another page.

1.3 Roles in the submission process

A consortium is made up of project partners, each represented by a Lead Researcher (referred to as the Principal Investigator on the submission website). The project coordinator is responsible for creating the proposal in the submission system and adding the other project partners. Once added, the partner PIs receive an automatic email notification. This email invites them to log into the system to review, complete, or modify the information provided by the coordinator regarding the consortium.

The coordinator is responsible for ensuring that all partner information is accurate and complete. Once the proposal is finalized, the coordinator can "lock" it, which prevents other partners from making any further updates. Only the coordinator is permitted to modify the overall project information.

¹[LEAP-SE COFUND - LEAP-RE](#)

2. How to log-in

The coordinator and the other PIs can connect to the website in the following way.

2.1 Submission website

The electronic submission system is available at this URL:

<https://aap.agencerecherche.fr/layouts/15/SIM/Pages/SIMNouveauProjet.aspx?idAAP=2350>

NOTE: The user interface is bilingual (French and English). Click on the flag on the upper-right side of the screen to reach the pages in English. You can change the interface language at any time.

2.2 Create an account

To log into the submission website, you must now have an account on “**projets recherche connect.fr**”

2.2.1 What is “Research Connect Projects”?

projets recherche connect.fr is a service that provides its partners with a shared authentication method, enabling access to a range of partner applications.

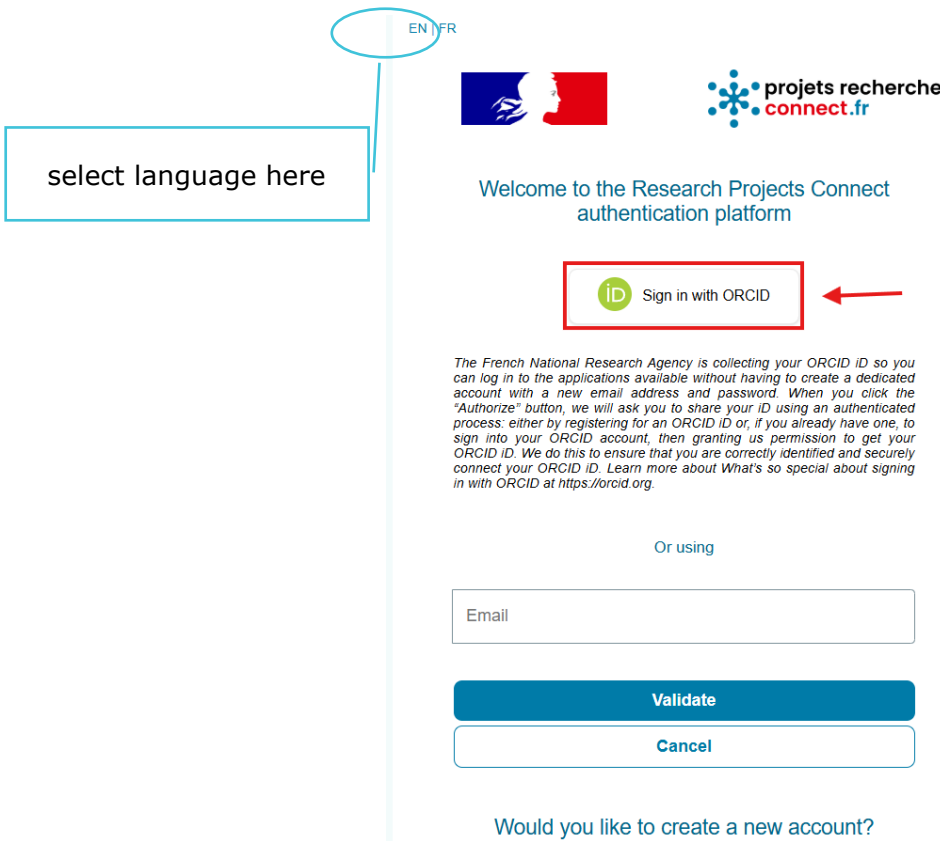
This saves users from having to remember multiple usernames and passwords. **projets recherche connect.fr** offers two ways to log in:

- Via an ORCID account
- Via a Projets Recherche Connect account (using a username and password) A user with multiple accounts on a partner site can add their various email addresses to their [projets recherche connect.fr](https://aap.agencerecherche.fr) account. This enables them to choose which email address to use when logging in to the partner site via our platform

2.2.2 Log into **projets recherche connect.fr**

1. ORCID Authentication

Click on « Sign in with ORCID »



select language here

EN | FR

projets recherche connect.fr

Welcome to the Research Projects Connect authentication platform

id Sign in with ORCID

The French National Research Agency is collecting your ORCID ID so you can log in to the applications available without having to create a dedicated account with a new email address and password. When you click the "Authorize" button, we will ask you to share your ID using an authenticated process: either by registering for an ORCID ID or, if you already have one, to sign into your ORCID account, then granting us permission to get your ORCID ID. We do this to ensure that you are correctly identified and securely connect your ORCID ID. Learn more about What's so special about signing in with ORCID at <https://orcid.org>.

Or using

Email

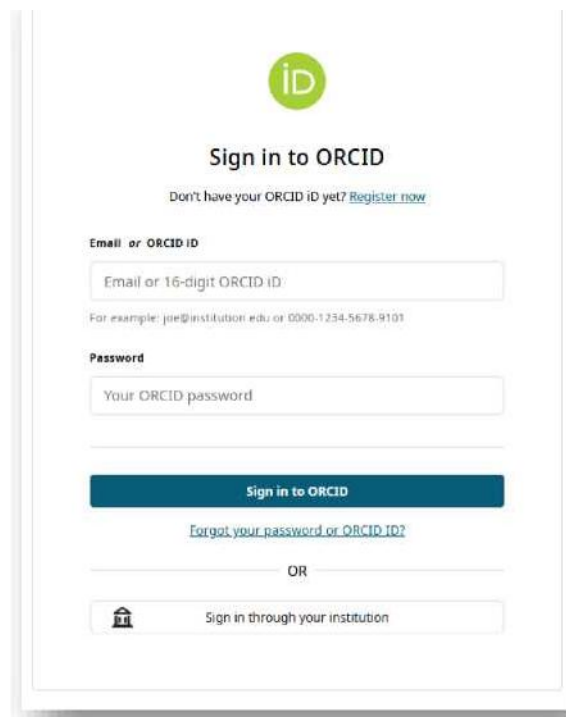
Validate

Cancel

Would you like to create a new account?

a. You already have an ORCID account

You will be redirected to the login page of ORCID, where you will enter your ORCID ID or email address and password



id

Sign in to ORCID

Don't have your ORCID ID yet? [Register now](#)

Email or ORCID ID

Email or 16-digit ORCID ID

For example: joe@institution.edu or 0000-1234-5678-9101

Password

Your ORCID password

Sign in to ORCID

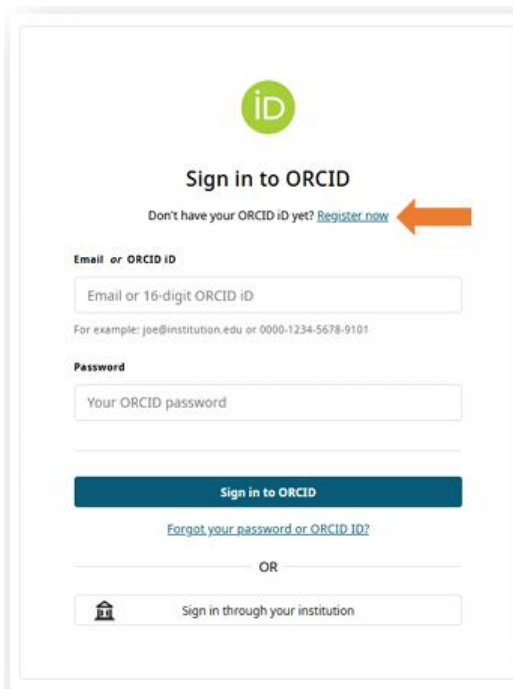
[Forgot your password or ORCID ID?](#)

OR

Sign in through your institution

b. You do not have an ORCID account

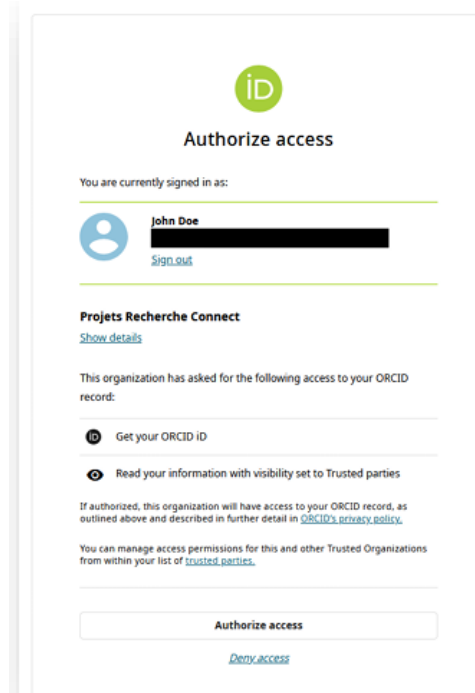
You can create an ORCID account by registering for an ORCID ID and then switch to **projets recherche connect.fr** in order to complete the creation of the latter



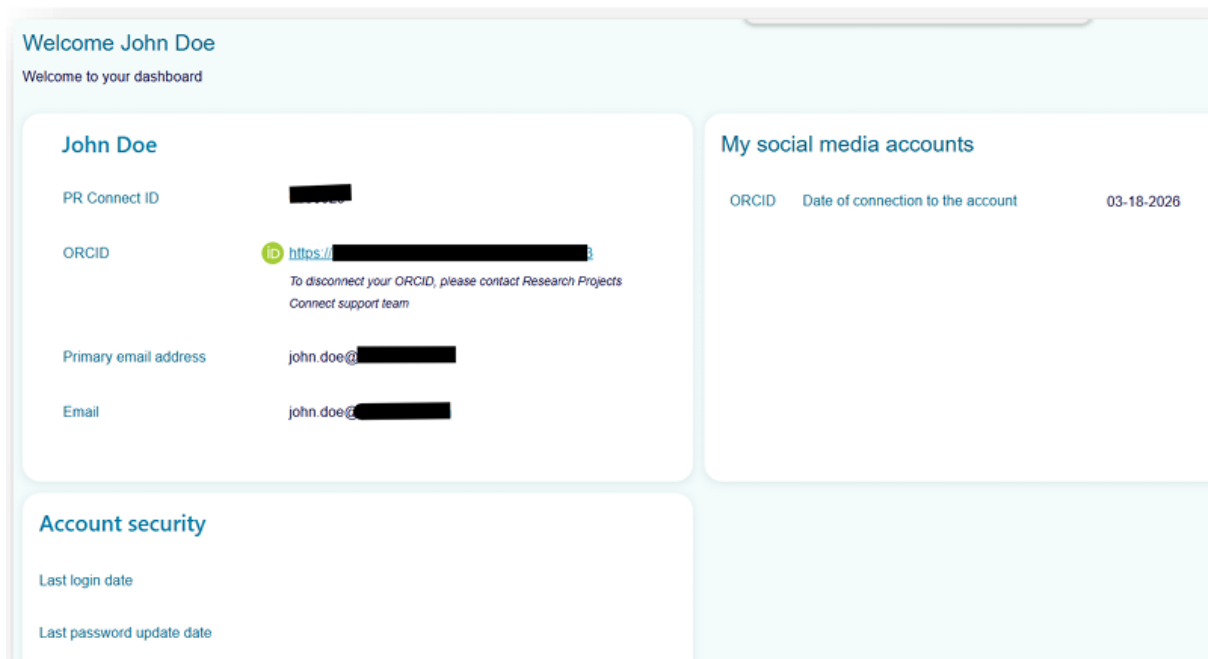
Please note:

You must complete your registration by confirming the verification emails sent by ORCID; otherwise, the data transferred from ORCID to **projets recherche connect.fr** will be incomplete.

You will need to accept “Projets Recherche Connect” as a trusted third party if you want to import your first name, last name, primary email address, and secondary email addresses from ORCID into your **projets recherche connect.fr** account.



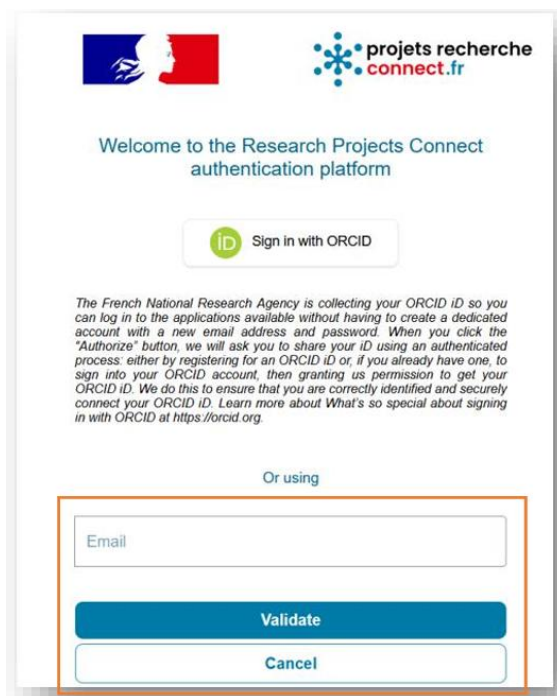
Overview of your account when logged in with ORCID



You can also create a **projets recherche connect.fr** account directly without going through ORCID. The step-by-step account creation section explains how to do this.

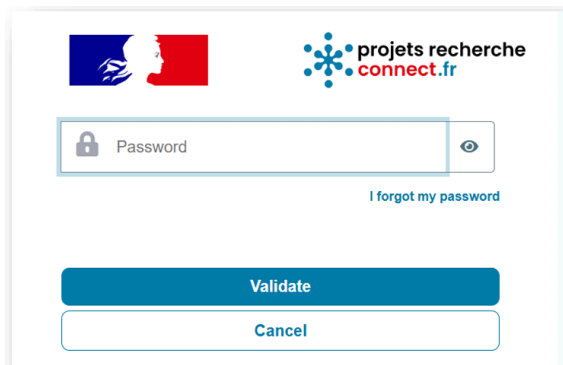
2. Username and password authentication

Enter your email address or your PR Connect ID



The screenshot shows the login interface for the Research Projects Connect platform. At the top left is the French flag, and at the top right is the 'projets recherche connect.fr' logo. The main heading reads 'Welcome to the Research Projects Connect authentication platform'. Below this is a button labeled 'id Sign in with ORCID'. A paragraph of text explains that the French National Research Agency is collecting ORCID iD for application access, and provides instructions on how to authorize or sign in. Below the text, it says 'Or using' followed by an input field for 'Email'. There are 'Validate' and 'Cancel' buttons at the bottom of the form.

Enter your password



The screenshot shows the password entry step of the login process. It features the same logos as the previous screen. Below the logos is a password input field with a lock icon on the left and an eye icon on the right. A link labeled 'I forgot my password' is positioned below the input field. At the bottom, there are 'Validate' and 'Cancel' buttons.

You are logged in to your account.

Welcome John Doe
Welcome to your dashboard

John Doe	
PR Connect ID	██████████
ORCID	N/A
Primary email address	j.doe@██████████
Email	j.doe@██████████

My social media accounts
You have not linked any external accounts


Account security

Last login date	03-05-2026 10:24
Last password update date	02-16-2026 23:05



2.2.3 Create a Projets recherche connect.fr account

If you do not have an ORCID or do not want to use ORCID, you can create a **projets recherche connect.fr account**


On the login page of **projets recherche connect.fr**; Click on "Create my research project account"



EN | FR

Welcome to the Research Projects Connect authentication platform

 Sign in with ORCID

The French National Research Agency is collecting your ORCID ID so you can log in to the applications available without having to create a dedicated account with a new email address and password. When you click the "Authorize" button, we will ask you to share your ID using an authenticated process: either by registering for an ORCID ID or, if you already have one, to sign into your ORCID account, then granting us permission to get your ORCID ID. We do this to ensure that you are correctly identified and securely connect your ORCID ID. Learn more about What's so special about signing in with ORCID at <https://orcid.org>.

Or using

Email

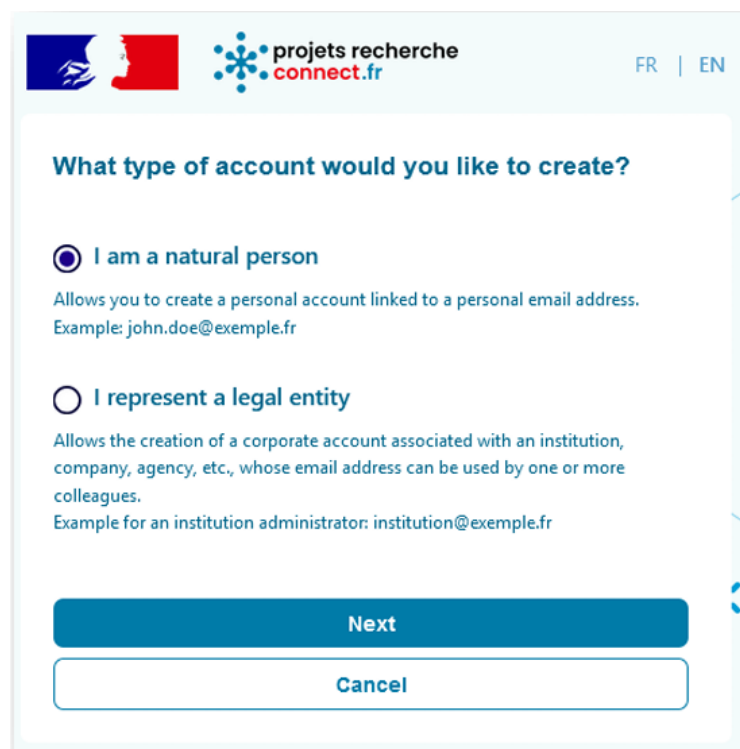
Validate



Cancel

Would you like to create a new account?

Create my Research Projects Connect account

Select create a personal account (individual)



  FR | EN

What type of account would you like to create?

I am a natural person
Allows you to create a personal account linked to a personal email address.
Example: john.doe@exemple.fr

I represent a legal entity
Allows the creation of a corporate account associated with an institution, company, agency, etc., whose email address can be used by one or more colleagues.
Example for an institution administrator: institution@exemple.fr

Next

Cancel

And Click the Next button



You must fill out the form with at least the required information (fields marked with a *)

projets recherche connect.fr FR | EN

Registration as a natural person

Gender *

Last name at birth *

Assumed last name (e.g. married name)

First name *

Middle name

Birth date *

Email *

Password *

Confirmation of the password *

Your password must respect the following criteria:

- consist of a minimum of 12 characters
- contain at least 1 uppercase letter
- contain at least 1 lowercase letter
- contain at least 1 number
- contain at least 1 special character

Once you click on the Submit button, you will receive an email with an authentication code to verify your email address.
You will need to enter this code on our platform to complete your registration.

You will receive an account verification email containing a one-time password (OTP). Enter the code on the platform to complete the account creation process.



Registration as a natural person

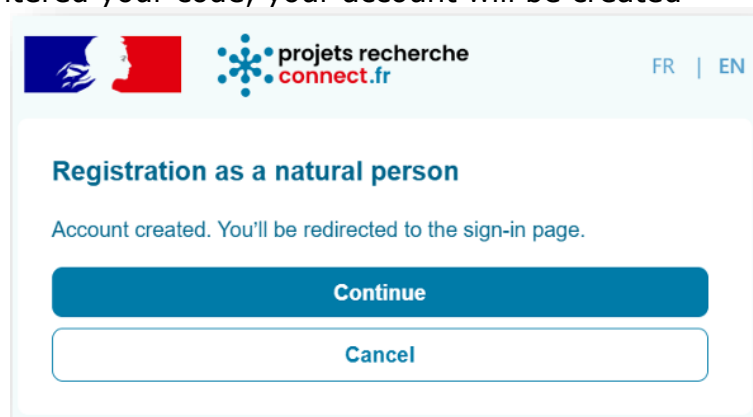
Enter the code sent to your email

OTP Code *

✓ Validate

× Cancel

Once you've entered your code, your account will be created



Registration as a natural person

Account created. You'll be redirected to the sign-in page.

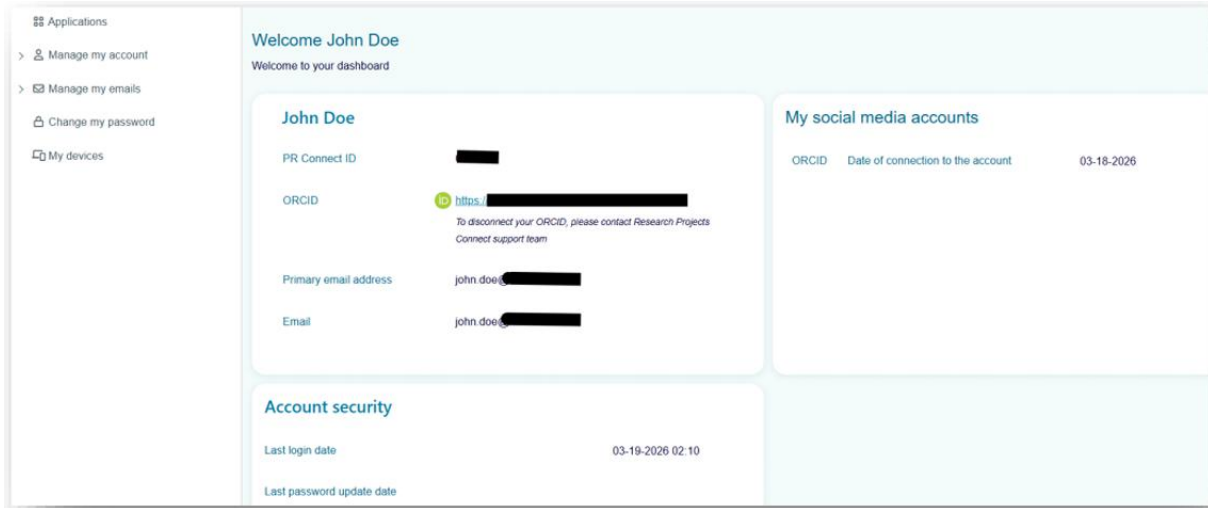
Continue

Cancel

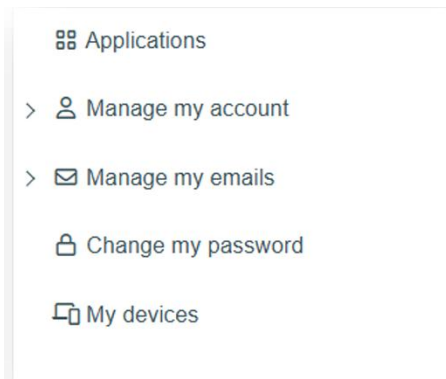
You will be redirected to the login page, where you can enter your email address and password to log in to your new account. (See above section "Username and password authentication")

2.2.4 Using the projets recherche connect.fr account

Once you're logged in, you'll have access to your dashboard, which summarizes the key information




And an enlarged view of the menu on the left



Description of the various items:

- “Applications” opens a page listing the partner applications available to you based on your access rights



- “Manage My Account” gives you access to two subsections:
 - “View My Information” displays all your information
 - “Edit My Information” allows you to edit or correct your information, such as changing your contact email by selecting a different email from your list of email addresses
- “Manage My Emails” gives you access to two subsections:
 - “Add an Email” in your personal account, it allows you to add a new email address to your list. Each addition will be verified with an OTP code sent to this new email address, which you will then need to enter on the projets recherche connect.fr platform.

We recommend adding all the email addresses you use to log in to partner applications to your projets recherche connect.fr account. That way, you’ll simply need to choose the email address you want to use to log in to access an application.

Please make sure to add the e-mail address you have previously used to log into the submission platform ([L'Agence nationale de la recherche](#)), typically the e-mail address used for the submission of pre-proposal

- “Remove an email address” allows you to remove an email address from your list. The email address you wish to remove cannot be the one listed as your contact email. If you wish to remove the email address indicated as your contact email, you must first change your contact email to one of the addresses in your email list.


Email addresses provided by ORCID cannot be removed from our platform; you will need to log in to your ORCID account to remove it from the ORCID email list.

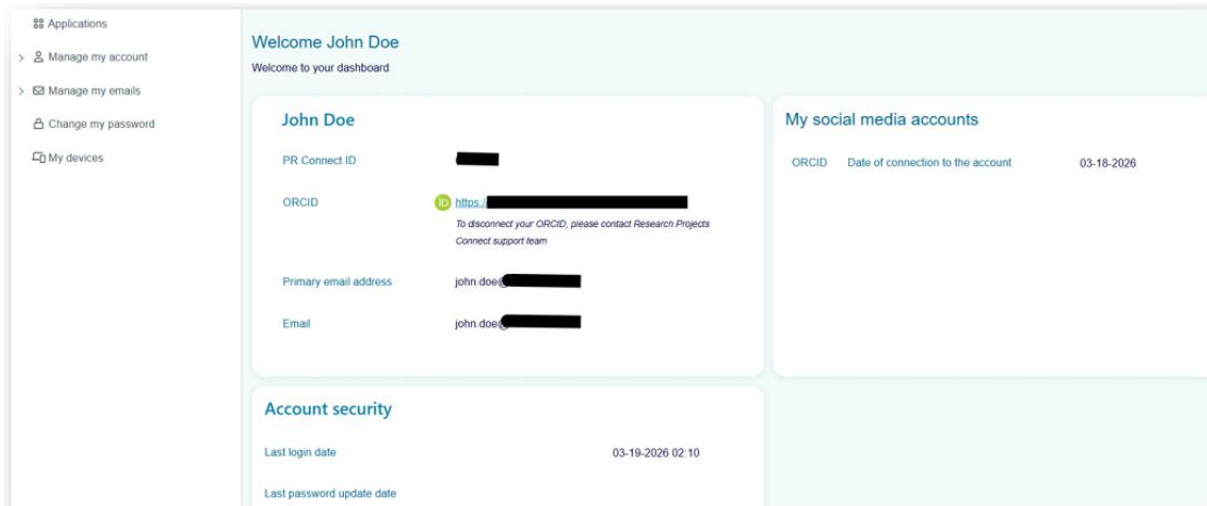
- “Change my password” lets you change your projets recherche connect.fr account password after entering your old one
- “My devices” shows you information about the devices you've used to log in.

And finally the FAP/help page for **projets recherche connect.fr** can be accessed [here](#) , and the generic e-mail address if you encounter any problems is : contact@projetsrechercheconnect.fr

2.3 Authentication page

2.3.1 Access the submission website from your projets recherche connect.fr account

From the dashboard menu, you must select  Applications



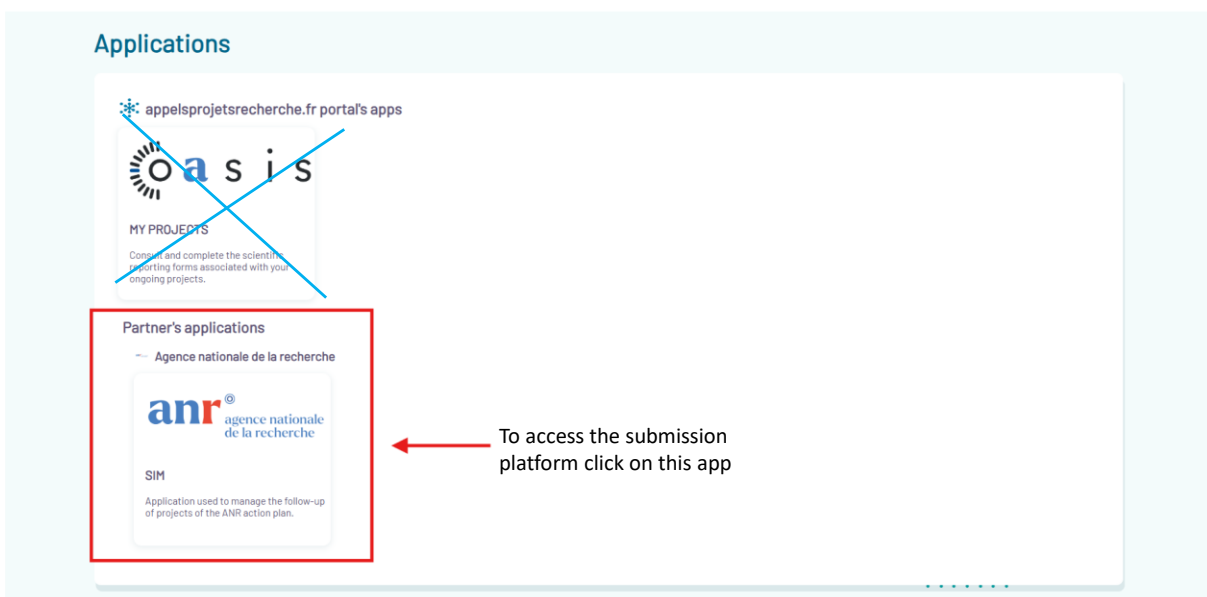
You will be sent to the application pages. At the moment 2 applications are available:

- OASIS
- SIM

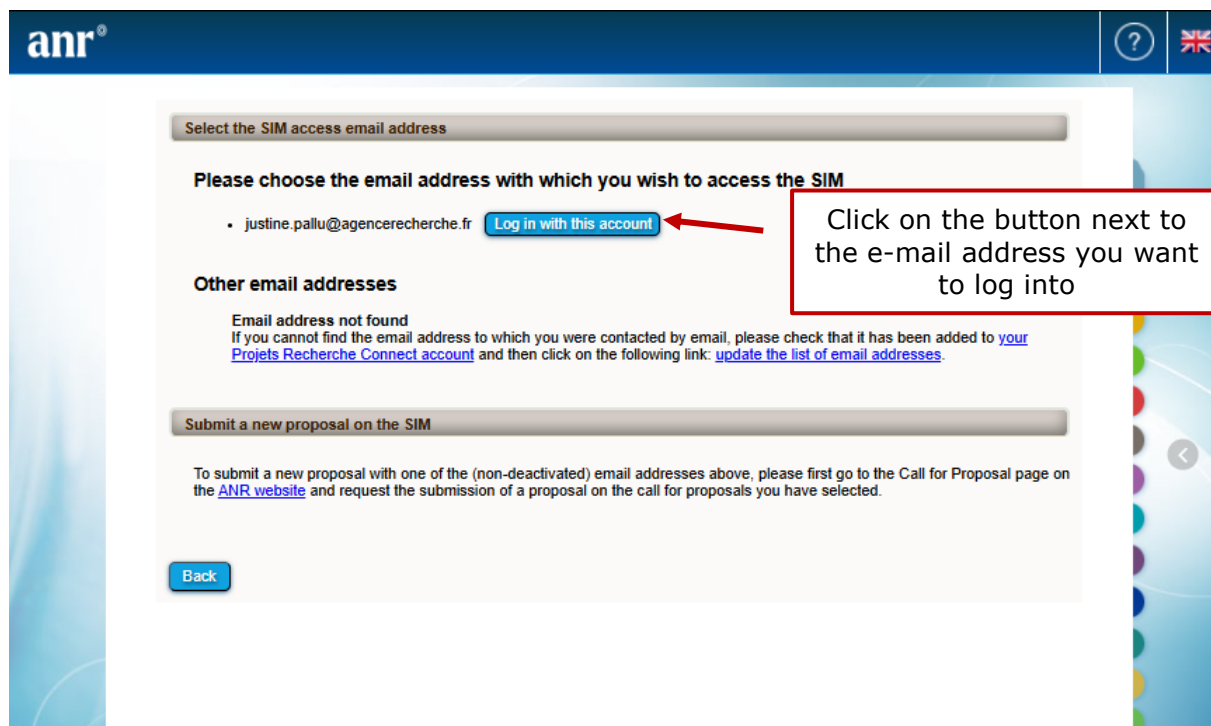
To get to the submission portal please select the second one on the bottom with the ANR logo called SIM



[Back to PR Connect](#) [FR](#) | [EN](#)



You will be sent to the submission portal,
If you have several e-mail addresses registered on projectrechercheconnect that have been used also previously on the submission platform, you will have to choose the e-mail address you want to log in with



2.3.2 Access the submission website from the submission website page

[The French National Research Agency](#)

select language here

Authentication Page

!! Depuis le 24 mars 2026, la connexion au SIM a changé et se fait grâce à **Projets Recherche Connect.fr** !!

projets recherche connect.fr

ProjetsRechercheConnect.fr est un service qui facilite votre navigation entre les applications partenaires en proposant un mode d'authentification unique utilisant un compte Orcid ou un seul identifiant sans avoir à se reconnecter pour passer d'une application à l'autre.

Vous pouvez dès à présent créer votre compte Projets Recherche Connect.

Pour plus d'informations, rendez-vous sur : info.projetsrechercheconnect.fr

!! Since March 24, 2026, the login process for the SIM has changed and is handled through **Projets Recherche Connect.fr** !!

Projets Recherche Connect is a service that makes it easier to navigate between partner applications by offering a single sign-on feature using an ORCID account or a single login, eliminating the need to log in again when switching between applications.

You can create your Projets Recherche Connect account now.

For more information, visit: info.projetsrechercheconnect.fr

I access my SIM account

Log in with my Projets Recherche Connect account

OR

Log in as ANR agent

To submit a new proposal, please go to the Call page on the [ANR website](#).

For any information, please contact the person in charge of the Call: [Contacts](#) [FAQ](#)

Remarks:

- We advise you to allow popups from your browser settings.
- Cookies and JavaScript must be enabled.

I access my SIM account

Log in with my Projets Recherche Connect account

OR

Log in as ANR agent



Use this button to log into the submission platform

To log into the submission website page “SIM”, please click on the button “log in with my Projets recherche connect account”


If you are already logged into your **projets recherche connect.fr** account, the website will take a few seconds to verify, sign you in and open your access

If you are not already logged into your **projets recherche connect.fr** account, you will be redirected to the sign in page for **projets recherche connect.fr**

EN | FR



Welcome to the Research Projects Connect authentication platform

 Sign in with ORCID

The French National Research Agency is collecting your ORCID iD so you can log in to the applications available without having to create a dedicated account with a new email address and password. When you click the “Authorize” button, we will ask you to share your iD using an authenticated process: either by registering for an ORCID iD or, if you already have one, to sign into your ORCID account, then granting us permission to get your ORCID iD. We do this to ensure that you are correctly identified and securely connect your ORCID iD. Learn more about What’s so special about signing in with ORCID at <https://orcid.org>.

Or using

Email

Validate

Cancel

Would you like to create a new account?

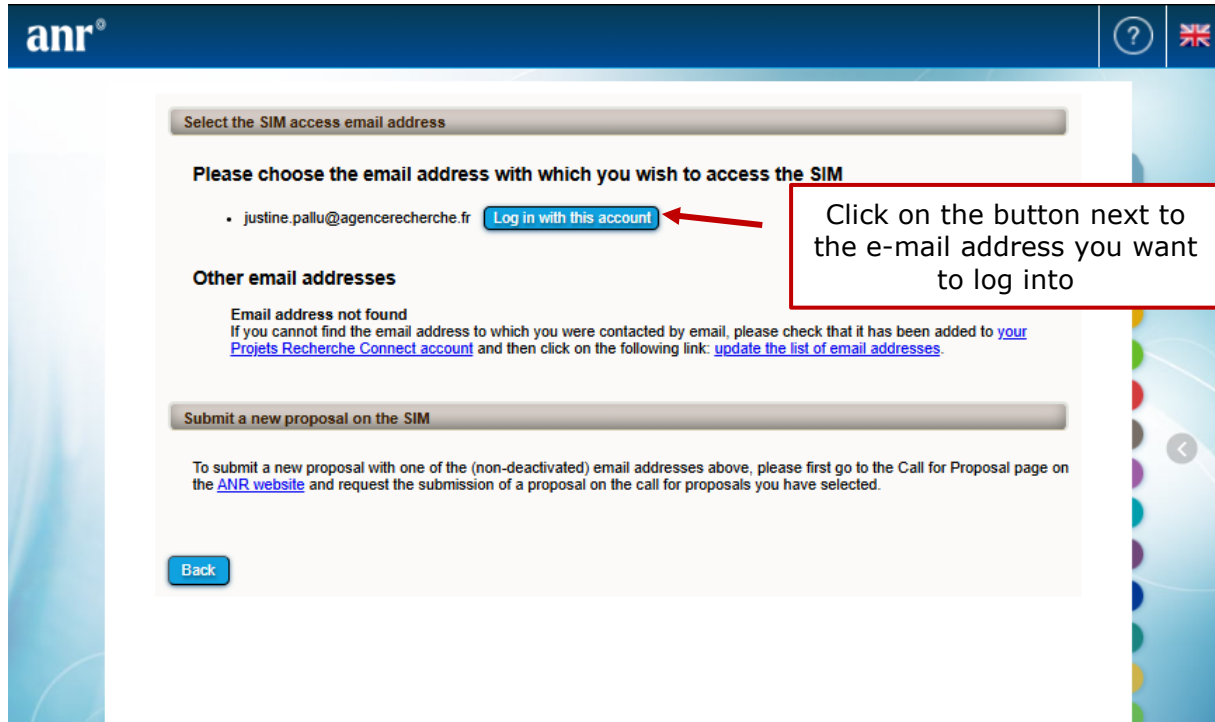
Create my Research Projects Connect account

You must sign using either your OrcID or the account you have created (see the points above).

Then either access the submission website through the application page on the dashboard of projets recherche connect, or refresh the submission website page.

[The French National Research Agency](#)

You will be sent to the submission portal, and you will have to choose the e-mail/account you want to log into if you have several accounts.




The screenshot shows the ANR submission portal interface. At the top, there is a blue header with the ANR logo and a search icon. Below the header, there is a section titled "Select the SIM access email address". Underneath, there is a heading "Please choose the email address with which you wish to access the SIM". A list of email addresses is shown, with the first one being "justine.pallu@agencerecherche.fr" and a blue button labeled "Log in with this account" next to it. A red arrow points from a red-bordered text box to this button. The text box contains the instruction: "Click on the button next to the e-mail address you want to log into". Below the list, there is a section titled "Other email addresses" with a sub-heading "Email address not found" and a paragraph of text providing instructions on how to update the list of email addresses. At the bottom of the main content area, there is a section titled "Submit a new proposal on the SIM" and a "Back" button.

2.4 User Role

After validation, you are asked to choose your user profile:

- **Project Coordinator** (can modify all the information)
- **Project Partner** (can modify its own information)

To create a new submission, select "Project Coordinator" and click on the "Access" button.



3. How to create your proposal

3.1 Submit a proposal

AAP: None - Edition: None - Proposal: None

My proposals

[Submit a proposal](#) to the call for proposals: 'LEAP-SE étape 1 - 2026' - 2026

Display closed projects (incomplete, not admissible, not eligible, not selected, canceled, closed out)

List of proposals in a current call

There are no proposals

List of currently reviewed proposals

There are no proposals

List of proposals within the grant signing process

There are no proposals

List of funded proposals

There are no proposals

3.2 Identification of the project

Identification of the project

Project acronym

Project title in **French**

Project title in **English**

Funding instrument

R & D categorie

Identification of the partner

Principal Investigator/Scientific manager of the partner

Civility

First name

Last name

Email

Title

Project coordinator

Research organisation of the partner

Country

Funder

Comment (regarding the chosen funder)

Category

French RNSR Code

[Find information associated with the French RNSR code](#)

Name of the research structure

Acronym of the research structure

You do not need to translate the title in French, and you can simply copy and paste the English Project title

Select if the project is mainly:

- Fundamental research
- Industrial research
- Experimental development
- Technical feasibility study

Still on the same page, as the coordinator of the proposal you have to fill out the the following form:

Identification of the coordinator of the project

Principal Investigator/Scientific manager of the partner

Civility

First name

Last name

Email

Title

Project coordinator

Research organisation of the partner

Country

Funder

Comment (regarding the chosen funder)

Category

French RNSR Code

[Find information associated with the French RNSR code](#)

Name of the research structure

Acronym of the research structure

Information grayed out (name, title ...) can be updated directly from your personal information (User interface)

Justine PALLU
justine.pallu@agencerecherche.fr
Coordinateur(trice) de projet

-
-
-
-
-
-

Select the a category of partner between

Select a category

- Research organization
- University
- Other higher education institution
- Hospital / Health
- Other public
- Foundation or association
- SME (small and medium-sized enterprise)
- MSC (mid-size company)
- LC (large company)
- Other private

Only for French partners

Do not forget to save at the end of each

3.3 Information about your submission

After providing the project identification details, you will be directed to the main online submission page. This page contains several tabs, each containing the necessary information for evaluating the project. The tabs are displayed from left to right on the screen as follows :

1. Partnership and Tasks
2. Partners/Organisations Files
3. Identity of the Project
4. Scientific Abstract
5. Scientific Document
6. Peer Reviewers
7. Submission of the project

AAP: LEAP-SE étape 1 - 2026 - Edition: 2026 - Proposal: 0-TEST_ANR

Partnership and tasks | Partners/Organisations files | Identity of the project | Scientific abstracts | Scientific document | Peer reviewers | Submission of the project

3.3.1 Partnership and tasks

Partnership and tasks | Partners/Organisations files | Identity of the project | Scientific abstracts | Scientific document | Peer reviewers | Submission of the project

Partnership

Display By country ▾

	Partner/Organisation's name	Partner acronym	Category	Requested funding (€)	Civ.	First name	Last name	Email address (*: Change in progress)	Role	Coord.	Country head-on	Funder
	France (1)			700,000.00								
<input type="checkbox"/>	test Lab 1		Research organization	700,000.00	Ms	Justine	PALLU	justine.pallu@agencerecherche.fr	PI	<input checked="" type="checkbox"/>	<input type="checkbox"/>	ANR
	South Africa (1)			800,000.00								
<input type="checkbox"/>	Test company		SME (small and medium-sized business)	800,000.00	Ms	Marie-Laure	TAROT	Marie-Laure.TAROT@agencerecherche.fr	PI	<input type="checkbox"/>	<input type="checkbox"/>	NRF

Add new partner
Delete a partner
Modify the information about a partner


Sources of funding

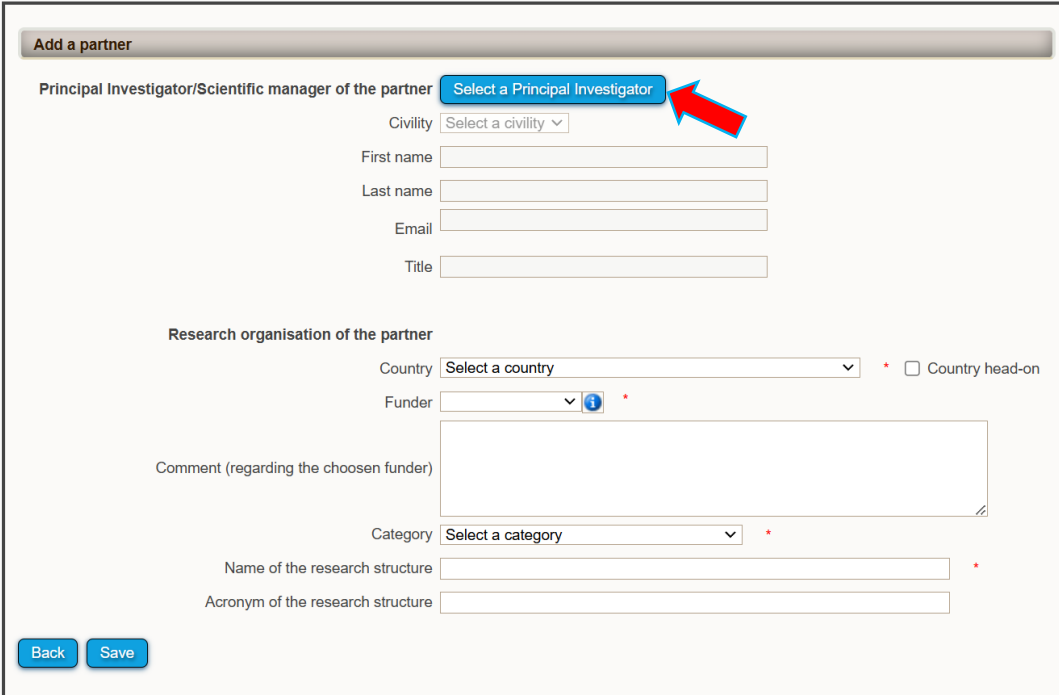
List of funders

Name of the funder	Associated to the project	Associated to the partner(s)/organisation(s)
ANR	<input type="checkbox"/>	test Lab 1
NRF	<input type="checkbox"/>	Test company

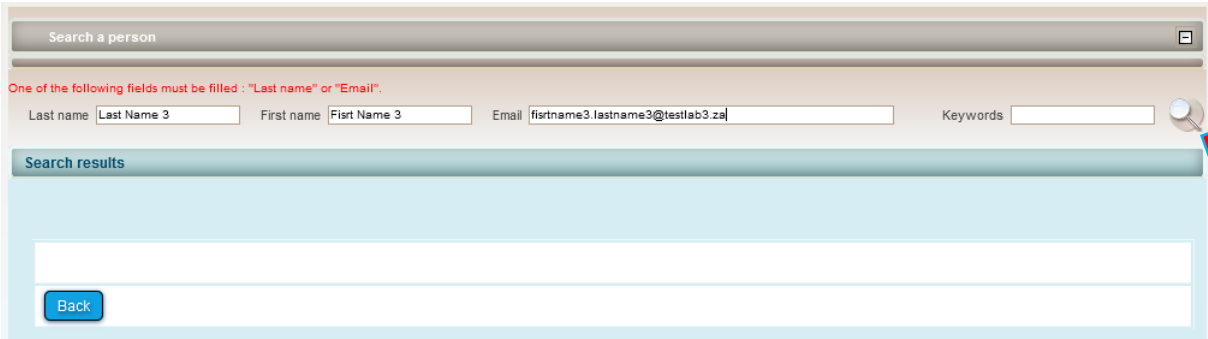
Recap of the partners and list of funders associated

3.3.1.1 Addition of a partner

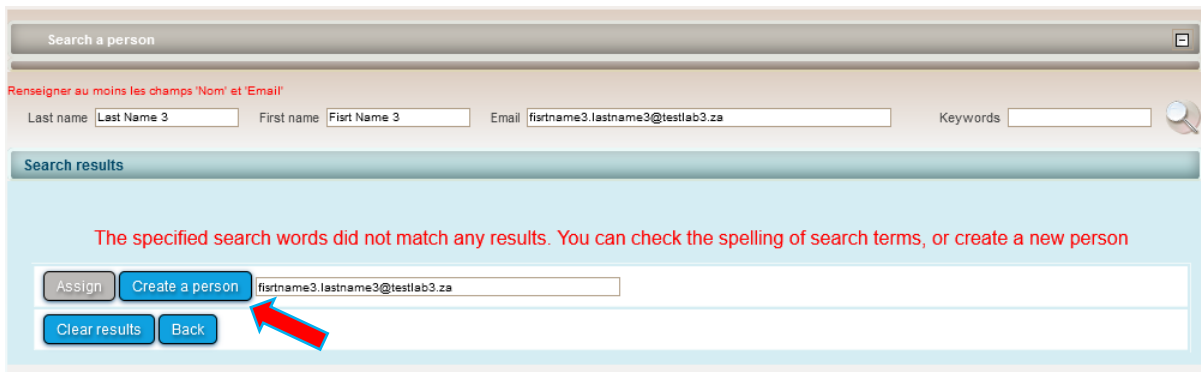
When clicking on the icon  to add a new partner, the following pop-up appears:




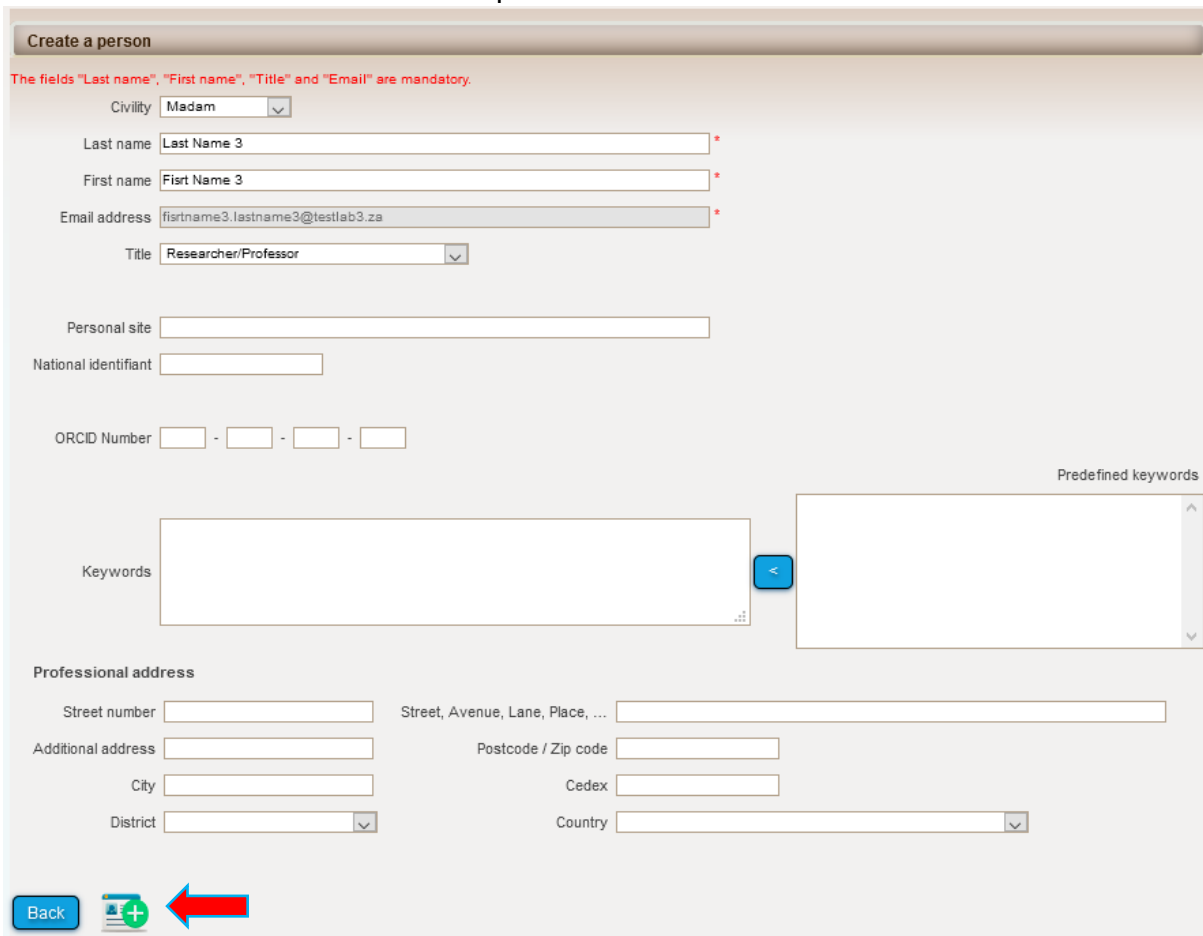
Click on “Select a Principal Investigator” and fill out the contact details of the person associated for the partner:



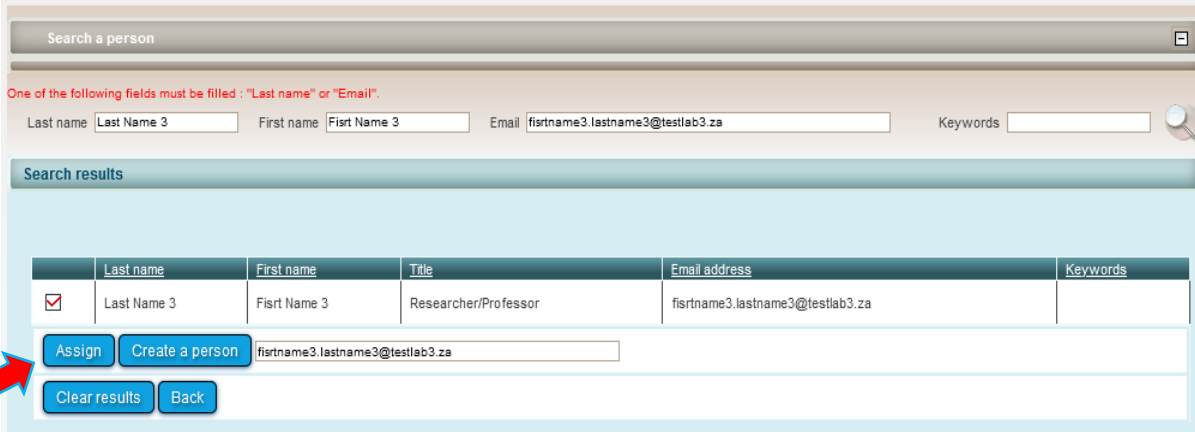
Click on the lens to search the person. If the person has no existing account, then it appears the following result:



The following form opens up. You can fill in the information about the person that represents the new partner. Then you need to click on the icon  at the bottom of the form to create the person.



You are now back to the previous page with the result updated by your creation. You need to tick the box at the left side of the name of the person and click on "Assign" to associate the person with the new partner.



Search a person

One of the following fields must be filled : "Last name" or "Email".

Last name First name Email Keywords

Search results

	Last name	First name	Title	Email address	Keywords
<input checked="" type="checkbox"/>	Last Name 3	First Name 3	Researcher/Professor	firstname3.lastname3@testlab3.za	

Once the new partner is created with the correct associated details, make sure to fill in all the required fields and save the information to complete the creation process and return to the submission process.

Depending on the country you select for each partner, you must also choose the corresponding funding agency for the partner's funding request.

For each project partner, you can specify the following options:

- **Requesting funds from a funding agency:** You will be able to select the appropriate funding agency based on the partner's country)
- **Not requesting any funds from a funding agency:** In this case, the partner will be marked as "With own funds."
- **If your partner is from an African country without a funding agency** and you are requesting funding, select the funding agency "**LGI-LGI SUSTAINABLE INNOVATION.**"



Add a partner

Principal Investigator/Scientific manager of the partner *

Civility

First name

Last name

Email

Title

Research organisation of the partner

Country * Country head-on

Funder ⓘ *

Comment (regarding the choosen funder)

Category *

Name of the research structure *

Acronym of the research structure

If you have several partners from the same country, assigning a partner as a country head-on gives it access rights (create, modify and delete partners in the same country as its own)

The Principal Investigator of the newly registered partner receives the following email inviting to log in into the platform.

FROM: SIM ANR simnoreply@agencerecherche.fr

SUBJECT: Invitation à participer au projet Long term Europe Africa Partnership on Sustainable Energy " TEST " / Invitation to participate in the Long term Europe Africa Partnership on Sustainable Energy proposal " TEST "

Dear Madam, Dear Sir,

You have been invited by **Madame Justine PALLU** to be partner of the proposal " TEST " which will be submitted to the call of proposals "**Long term Europe Africa Partnership on Sustainable Energy**".

Please log in to the SIM platform of ANR, using the username and password you already received for your previous connections. If you forgot the password, you can reset it from the authentication page.

The address is: <https://aap.agencerecherche.fr>

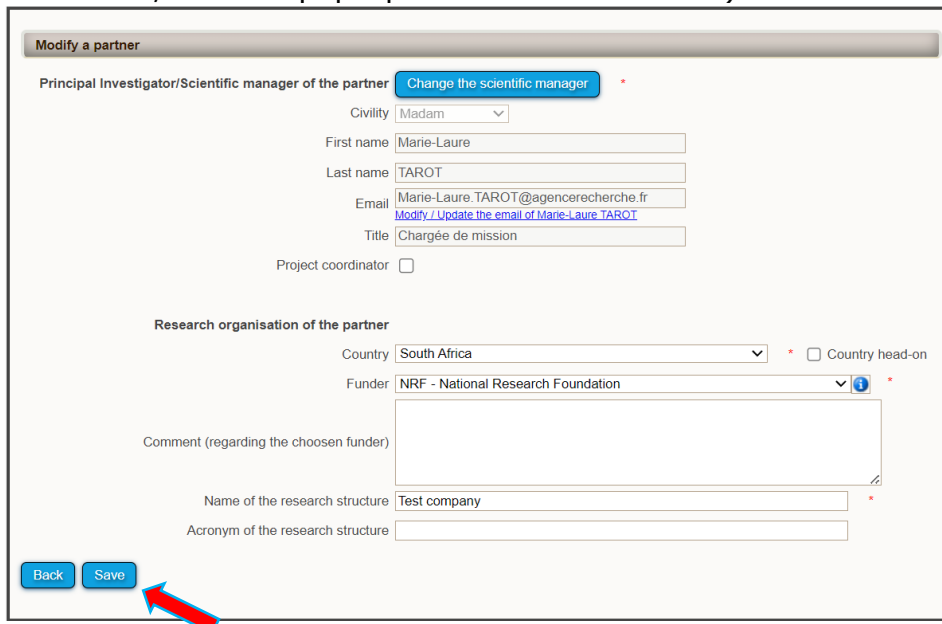
If you ignore where this invitation comes from, please contact **Madame Justine PALLU** (justine.pallu@agencerecherche.fr).

Yours sincerely,
The French National Research Agency

NOTE: It is important for the partner to log in at least for signing the online commitment to be part of the applying consortium at the pre-proposal step.

3.3.1.2 Modification of the information's on a partner's profile

Click on "Modify" to provide information about a partner (Name, acronym, category, country, funding organization if applicable, amount of requested funding, and PI information; See the pop-up window shown below).



Modify a partner

Principal Investigator/Scientific manager of the partner [Change the scientific manager](#) *

Civility

First name

Last name

Email
[Modify / Update the email of Marie-Laure TAROT](#)

Title

Project coordinator

Research organisation of the partner

Country * Country head-on

Funder *

Comment (regarding the chosen funder)

Name of the research structure *

Acronym of the research structure

[Back](#) [Save](#)

3.3.1.3 Change the person assigned as the PI for a partner

Make sure that the person you want to add as a new scientific manager/PI for a partner is not already listed as a member of the team

On the "Partnership and tasks" tab, click on the three dots next to the partner whose scientific manager you want to change and "Modify partner/organisation"

Partnership

Partner/Organisation's name	Partner acronym	Category	Requested funding (€)	Civ	First name	Last name	Email address (* Change in progress)	Role	Coord	Country head-on	Funder
France (1)			800,000.00								
test Lab 1		University	500,000.00	Ms	Justine	PALLU	justine.pallu@agencerecherche.fr	PI	<input checked="" type="checkbox"/>	<input type="checkbox"/>	ANR
Algeria (1)			0.00								
Mr Julian GUERRERO		University		Mr	Julian	GUERRERO	julian.guerrero@agencerecherche.fr	PI	<input type="checkbox"/>	<input type="checkbox"/>	MESRS (Algérie)
Test company			800,000.00								
Ms Marie-Laure TAROT		University	800,000.00	Ms	Marie-Laure	TAROT	Marie-Laure.TAROT@agencerecherche.fr	PI	<input type="checkbox"/>	<input type="checkbox"/>	FCT

[Add a new partner/organisation](#) This Call for proposals is only open to proposals involving at least one partner whose category is among SME (small and medium-sized business), MSC (mid-size company), LC (large company).

Sources of funding

Name of the funder	Associated to the project	Associated to the partner(s)/organisation(s)
ANR	<input type="checkbox"/>	test Lab 1
FCT	<input type="checkbox"/>	Test company
MESRS (Algérie)	<input type="checkbox"/>	rgree

A pop up will open with the information for the scientific manager of said partner, click on “change scientific manager”.

Time remaining before closing of the 5 hours 34 minutes

Modify a partner

Principal Investigator/Scientific manager of the partner [Change the scientific manager](#) *

Civility:

First name:

Last name:

Email: [Modify / Update the email of Julian GUERRERO](#)

Title:

Project coordinator:

Research organisation of the partner

Country: * Country head-on

Funder: ⓘ

Comment (regarding the choosen funder):

[French RNSR Code](#)

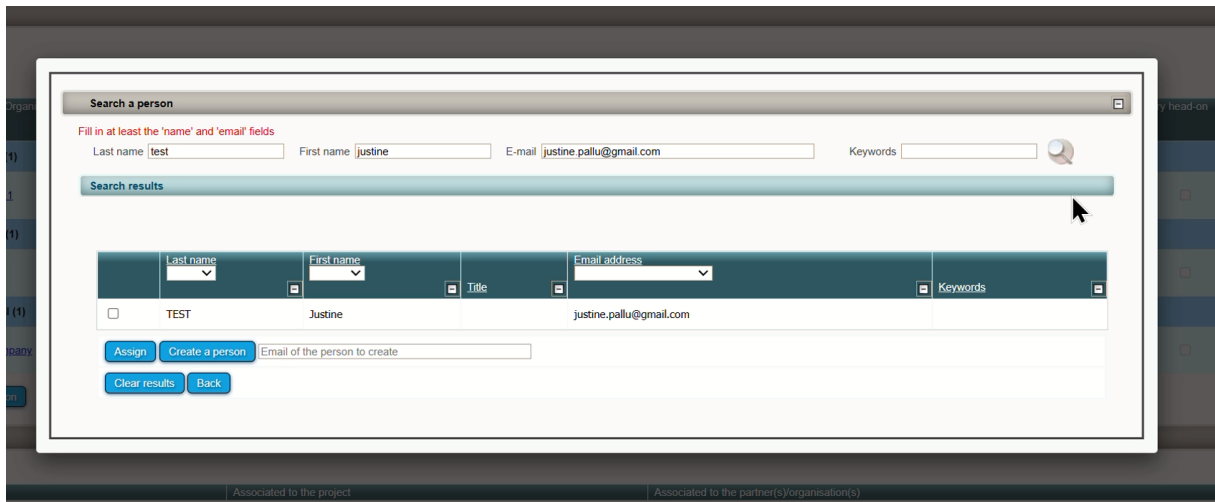
[Find information associated with the French RNSR code](#)

Name of the research structure: *

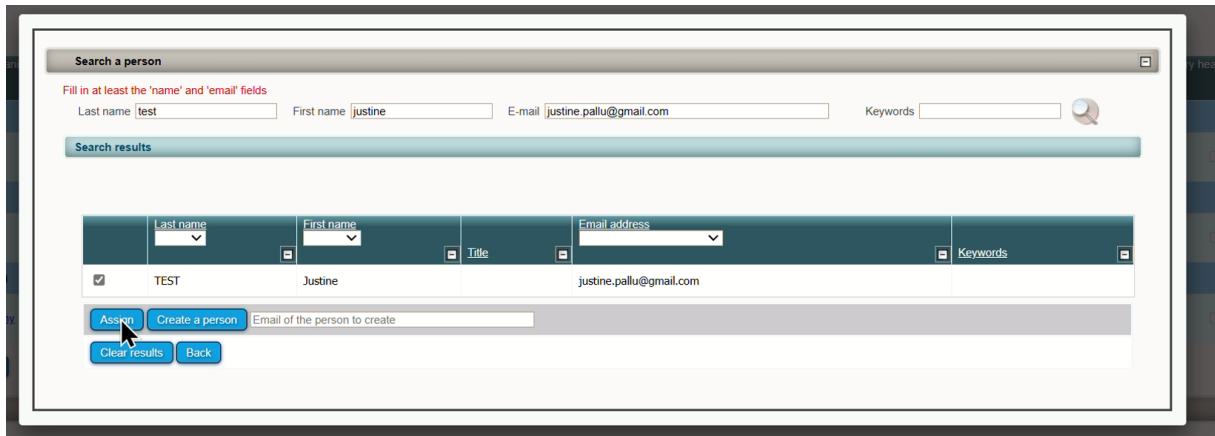
Acronym of the research structure:

[Back](#) [Save](#)

Look for the person on the system or create the new person if they do not have an account



And assign the person as the new scientific manager





3.3.2 Partners/Organisation Files

This tab enables you to provide further information about each partner. It contains two sub-tabs: "Administrative data" and "Financial data". The only new mandatory field in addition to the ones from the previous tab is the "Partner category" one, under the "Administrative data" sub-tab. Under the "Financial data" sub-tab, only the "Requested funding" field is required.

Partnership and tasks
Partners/Organisations files
Identity of the project
Scientific abstracts
Scientific document
Peer reviewers
Submission of the project

Consortium

Display By country

	Name or acronym of the partner/organisation	Financial and administrative control instance	Full cost (€)	Requested Funding (€)	Permanent position (person.month)	NON permanent position WITH Funding requested (person.month)	NON permanent position WITHOUT Funding requested (person.month)	Country head-on	Funder
	France (1)		1200000.00	700000.00	0.00	0.00	0.00		
Select	test Lab 1 (coord)		1200000.00	700000.00	0.00	0.00	0.00	<input type="checkbox"/>	ANR
	South Africa (1)		800000.00	800000.00	0.00	0.00	0.00		
Select	Test company		800000.00	800000.00	0.00	0.00	0.00	<input type="checkbox"/>	NRF
	Total		2000000.00	1500000.00	0.00	0.00	0.00		

Please select the partner/organisation in the table(s) above and then update its administrative and financial data below.

Administrative data
Financial data

Mandatory information needed for registration form

Commitment of applicants *

Each principal investigator of each partner formally undertakes that his / her hierarchy and the persons empowered to legally engage the institution (ie the future beneficiary, recipient of the grant and contracting partner of the research funding agency where appropriate), or their representatives have given their consent to the tendering process in progress and Information on the proposal has been communicated to them.

Partner/Organisation : Test company +

Principal Investigator/Scientific manager +

Scientific team partner's member +

Other +

No

By submitting this proposal to ANR i undertake moral commitment to provide scientific evaluations of proposals submitted in other ANR calls for which i could be requested

Key words of your area of expertise (key words must be separated by a semicolon)

Save
Cancel

Administrative data

Administrative data Financial data

Mandatory information needed for registration form

Commitment of applicants *

Each principal investigator of each partner formally undertakes that his / her hierarchy and the persons empowered to legally engage the institution (ie the future beneficiary, recipient of the grant and contracting partner of the research funding agency where appropriate), or their representatives have given their consent to the tendering process in progress and Information on the proposal has been communicated to them.

All partners must sign the online commitment by ticking the box at the pre-proposal step.

Partner/Organisation : Test company

Partner country

Partner category

Name of the partner (research structure) *

Acronym of the partner

Funder *

Comment (regarding the chosen funder)

Enterprise's workforce (for private organisation)

Principal Investigator/Scientific manager

Civility of the scientific manager

First name of the scientific manager

Last name of the scientific manager

Birth date (jj/mm/aaaa)

Title of the scientific manager

Other *

ORCID Number - - -

Phone of the scientific manager

Mobile phone of the scientific manager

Mail of the scientific manager

Select the administrative category of the project partner between:

- Select a category
- Research organization
- University
- Other higher education institution
- Hospital / Health
- Other public
- Foundation or association
- SME (small and medium-sized business)
- MSC (mid-size company)
- LC (large company)
- Other private

Scientific team partner's member

Note that users with only the scientific team member role do not have an account to log into the application.

Other

By submitting this proposal to ANR i undertake moral commitment to provide scientific evaluations of proposals submitted in other ANR calls for which i could be requested

Key words of your area of expertise (key words must be separated by a semicolon)



For all countries, *except **France** at the full-proposal step*, the simplified entry for administrative data is required.



It is possible that for the project coordinator, more categories are asked in the administrative data (Place of the scientific works, Legal representatives, Bank details, person in charge of administrative and financial follow-up) as seen below

Those data are **not necessary**. You do not need to feel the information's asked in this category. You can leave them empty.

To remove those unnecessary categories from the page, please do the following step:

From the tab "Partners/organisations files", under the sub-tab "Administrative data"; the following sentence should be written:

"[Switch on simplified entry mode](#)" Please click on the sentence

To remove

Name or acronym of the partner/organisation	Financial and administrative control instance	Full cost (€)	Requested Funding (€)	Permanent position (person.month)	NON permanent position WITH Funding requested (person month)	NON permanent position WITHOUT Funding requested (person month)	Country head-on	Funder
Austria (1)		0.00	0.00	0.00	0.00	0.00		
Select Test ANR 2 (coord)		0.00	0.00	0.00	0.00	0.00	<input type="checkbox"/>	FFG
Total		0.00	0.00	0.00	0.00	0.00		

[Switch on simplified entry mode](#)

Mandatory information needed for registration form

Commitment of applicants *
 Each principal investigator of each partner formally undertakes that his / her hierarchy and the persons empowered to legally engage the institution (ie the future beneficiary, recipient of the grant and contracting partner of the research funding agency where appropriate), or their representatives have given their consent to the tendering process in progress and Information on the proposal has been communicated to them.

Financial data

Please select the partner/organisation in the table(s) above and then update its administrative and financial data below.

Administrative data

Financial data

The maximum funding for each project is 1.5 M€ and the maximum funding per partner in one project is 500 k€. However not all funding organisation will apply these amounts (**National and regional funding requirements**). The funding maximum for one partner 500 k€ will apply for each project but does not accumulate for a partner present in several projects

Always check with the corresponding national/regional Funding Organisation for any restrictions (**National and regional funding requirements**).

Detailed budget is required on the separate excel sheet, information about about personel cost is to be detailed in the excel sheet not on the submission website

On the submission website the only information required is the full cost for each partners and requested funding per partner when

Full cost (€) Requested Funding (€)

For all countries, *except France at the full-proposal step*, the simplified entry for financial data is required.

A pop up (see below) will appear if the total requested funding for all partners exceeds the maximum ask per project (see call text)

aap.agencerecherche.fr indique

The grant amount requested exceeds the full cost.

NOTE: Make sure to fill out all the information required when this symbol "*" is displayed

3.3.3 Identity of the project

Under this tab must be provided general information about the project such as the call topic, the project duration, and key words

Partnership and tasks | Partners/Organisations files | **Identity of the project** | Scientific abstracts | Scientific document | Peer reviewers | Submission of the project

** Mandatory informations to validate form*

General information

Project Acronym: test ANR *

Project title in **French**: this is a TEST from the ANR *

Project title in **English**: this is a TEST from the ANR *

Life cycle: Submission in progress

Duration in months: 36 *

Funding instrument: PRCI-CE - Projets de recherche collaborative - International dans un cadre Commission Européenne *

Primary societal challenge: DS02 - Energie, propre, sûre et efficace *

R & D categorie: Fondamental research *

Further information

Key words (please separate each word with semicolons) +

Do you have to use genetic resources (Nagoya regulation) as part of this project? No

Primary disciplines / Hold the CTRL key on your keyboard for multiple selections

Innovation-Oriented Approach (IOA) Research-Oriented Approach (ROA)

Primary disciplines (separate words with semicolons) +

As mentioned in the call announcement, the project duration can be max 36 months (please check the funding partners details as durations vary).

Do not change this information.

Project key words (max. 5) must be provided here.

Please select here if the project is either an Innovation-Oriented Approach **or** a Research-Oriented Approach (see call text for details)

Call topic

Under the sub-tab **Research themes**, select "Primary" for the topic you apply to and possible "Secondary" topics. The selection should look as the screenshot below (depending on the topic).

Research themes

Choose the research themes (Min 1 Max 7) from the 7 available themes (as well as the sub-themes) **Select research themes** *

Research themes	Level
End-of-life and second-life management and environmental impact of RE components	Primary
Production and utilization of green hydrogen	Secondary

* :Specific project theme / sub-theme

Move the topic from primary to secondary using the arrows

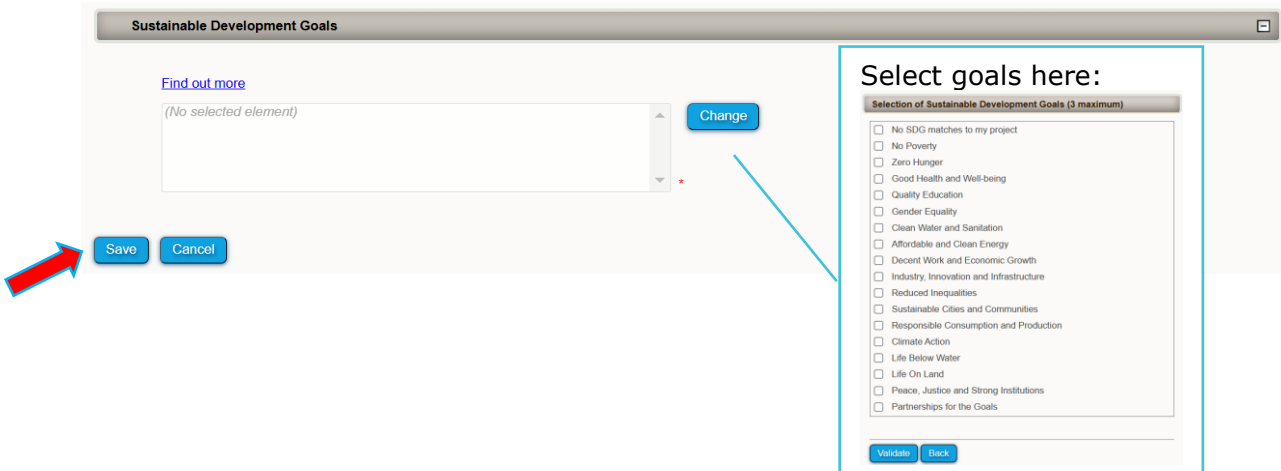
Select the research theme associated here:

- End-of-life and second-life management and environmental impact of RE components
- Production and utilization of green hydrogen
- Assessment of Renewable Energy Sources and integration of RES in sustainable energy scenarios
- Innovative solutions for priority domestic uses (clean cooking and cold chain)
- Processes and appliances for productive uses (PRODUCE)
- Smart grid (different scales) for off-grid application
- Smart stand-alone systems (SAS)

OK Back

Sustainable Development Goals

Under this sub-tab, please select a maximum of 3 sustainable development goals relating to the project.



The screenshot displays the 'Sustainable Development Goals' selection interface. On the left, there is a dropdown menu currently showing '(No selected element)'. Below it are 'Save' and 'Cancel' buttons, with a red arrow pointing to the 'Save' button. A 'Change' button is located to the right of the dropdown. A callout box on the right, titled 'Select goals here:', contains a list of 17 Sustainable Development Goals (SDGs) with checkboxes. The goals listed are: No SDG matches to my project, No Poverty, Zero Hunger, Good Health and Well-being, Quality Education, Gender Equality, Clean Water and Sanitation, Affordable and Clean Energy, Decent Work and Economic Growth, Industry, Innovation and Infrastructure, Reduced Inequalities, Sustainable Cities and Communities, Responsible Consumption and Production, Climate Action, Life Below Water, Life On Land, Peace, Justice and Strong Institutions, and Partnerships for the Goals. At the bottom of the callout box are 'Validate' and 'Back' buttons.

3.3.4 Scientific Abstracts

Under this tab please provide the project summary and relevance to the call, as provided in the proposal document. The versions provided under this tab are used for reviewer assignment.

You do not need to provide a translation of the summary in French.

3.3.5 Scientific Document

Under this tab, you must upload the proposal document in PDF format.

Each project must submit a proposal (i.e. scientific document) using the template available on the page of the LEAP-SE website: [LEAP-SE 2026](#)

For the others document needed, you can add them in the "annex of the scientific document":

- The compiled file with the CVs . A maximum of 12 CVs is allowed per consortium. If the consortium size exceeds 12 partners, only the CV of the principal investigator for each partner. LEAP-SE CV template must be used and which cannot exceed two pages per consortium person.;
- The detailed budget and funding resuquest on the Excel file (Using provided LEAP-SE Excel sheet template)
- Form B for in kind partners (step 2);
- Declaration on double funding (step 2);

Some national agencies request additional national information. Please find the requested files for on the LEAP-SE website: [LEAP-SE 2026](#)



Submit the scientific document □

Each project must submit a pre-proposal (i.e scientific document// Form A) using the template available on the LEAP-SE website.

Please respect the following rules in terms of maximal length for the following sections of the form

- Abstract: 4000 characters
- Scientific and/or technological excellence (**max: 3 pages**)
- Impact (**max: 2.5 pages**)
- Quality and efficiency of the implementation (**max: 3 pages**)
- References (**max: 0.5 page**)

Total length: 10 pages maximum.

Calibri 11pt, single spaced; the page's margins 2.5cm should be kept.

References are included in the "limit of 10 pages".

No modifications of the template's categories is allowed (removing parts such as project overview, abstract or partner profile is not permitted)

The scientific document must be written in English.

Authorized Format: PDF. Max. size : 15 Mb. Maximum number of pages : 10.
Maximum size: 15Mo.

Choisir un fichier Aucun fichier n'a été sélectionné

Submit the scientific document

No scientific document submitted for this project.

As specified in the call announcement, the proposal document must be written in English.

Upload the proposal document in PDF

Do not forget to submit the document once uploaded

Annex to the scientific document □

Please upload here (1 PDF per form/documents):

- The compiled file with the CVs . A maximum of 12 CVs is allowed per consortium. If the consortium size exceeds 12 partners, only the CV of the principal investigator for each partner. LEAP-SE CV template must be used and which cannot exceed two pages per consortium person.
- The detailed budget and funding request on the Excel file for the project (following the LEAP-SE template)

If required by the national/regional regulations, submission forms or other documents must be submitted directly also to the participating Funding Organisations according with their deadlines or on this Electronic Submission Sythem --> [See National and regional funding requirements](#)

Authorized Formats: DOCX, ODS, ODT, PDF, RTF, XLSX. Max. size : 10 Mb.

Maximum size: 10Mo.

Choisir un fichier Aucun fichier n'a été sélectionné

Submit

Upload here the other mandatory files

Do not forget to submit the document once uploaded

The scientific document can be uploaded as many times as you wish. The new file will overwrite the former one.

3.3.6 Peer Reviewers

This tab gives the coordinator the opportunity to warn the call secretariat of names of peer-reviewers that you would like not to be a peer reviewer of your pre-proposal, due to conflict of interests in terms of intellectual property or competition.

List of the unsuited peer reviewers for the proposal evaluation process

The proposal of the partners have the option to report laboratories / companies or experts where there may be conflicts of interest or privacy issues if they were asked to participate in the evaluation of the proposal.

No peer reviewers were added.

Add a peer reviewer



Last name

First name

Institution/Company *

Email *

Reasons ▼ *

List of the unsuited peer reviewers for the proposal evaluation process

The proposal of the partners have the option to report laboratories / companies or experts where there may be conflicts of interest or privacy issues if they were asked to participate in the evaluation of the proposal.

	Last name	First name	Institution/Company	Email	Reasons
...	lastName 4	FirstName4	test Lab	lastname4@testLab.com	Concurrence

Add a peer reviewer

Modify unsuited peer reviewer
Remove unsuited peer reviewer

You may repeat the operation to add several unsuited peer reviewers.

3.3.7 Submission of the project

This tab enables the coordinator to lock and unlock the project proposal. When the proposal is locked, PIs from other partners cannot modify their information.

The tab also provides information on the proposal validity. Alerts shown in red are blocking issues for the submission.

There is no *submit* button once you finalize your submission. The submission is automatic.



In the tab "submission of your project", please check that a green sentence indicating that "**The conditions for submission of your proposal are met.**" is displayed. If a red sentence is displayed, please check again all the tabs and scientific document or your project will be automatic considered by the system as ***not submitted***. If an orange sentence is displayed, something is missing, please check again all the tabs.



A confirmation email is sent to the coordinator at call closure.

*The closing date for call for proposals is **05/02/2026 until 16:00** (DD/MM/YYYY; Current local time in Paris, France)*

Project status :Submitting

Your application will automatically be considered submitted if all the following conditions are met :

- the scientific document has been submitted
- the grant amount requested for the project is non-zero at the closing of the call for proposals

Only information entered on the submission website by the call for proposals closing date will be considered.

An electronic confirmation will be sent to the coordinator on the call for proposals closing date.

Coordinators are asked to lock their projects by the closing date.

The project may be unlocked by the coordinator prior to the closing date if additional changes are necessary.

Lock proposal

Checking fields

Please note that the submission platform is unable to check that the information you have entered matches the eligibility criteria laid out in the text of the call for proposals.

Please be aware of the following alerts:

- **In red** : This condition must be fulfilled for your proposition to be complete
- **In orange** : Information about the project or partner that should be filled or corrected

Proposal :

- **No scientific document has been uploaded**


Partner/Organisation 1 : [test Lab 1 \(Coordinator\)](#)

- **The laboratory partner have not entered his Control and Management instances**
- **The partner has not entered all of the required fields under administrative data**

Administrative and financial document of the project

Generate

[LEAP-SE STEP 1 2025_2025_test ANR.pdf \(created on 13/12/2024 at 15:26:39\)](#)

 There no final submission button for your proposal. As long as all the filled needed are filled out, scientific document and annexes submitted the proposal will be considered as submitted. You can however lock the proposal. This will ensure no modification can be done by your partners

Do not you can generate here an overview of your proposal



There is a known bug on the budget request in this file. Please disregard.